



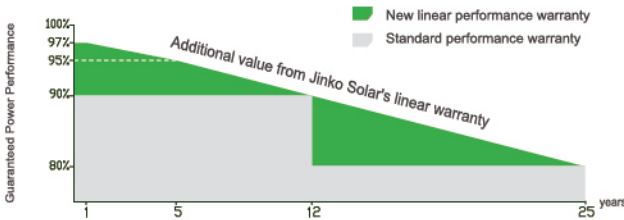
BW-SM250-270M60

Monocrystalline Solar Module

KEY FEATURES

- Entire module certified to withstand high wind loads (2400 Pascal) and snow loads (5400 Pascal)
- Perfect module self-cleaning capability, reduce power loss caused by dust (soiling effect)
- More elegant cell and module appearance
- Excellent performance in low-light irradiance environment
- High salt mist and ammonia resistance

Premium Performance Warranty



* Based on customer requirements and contract terms



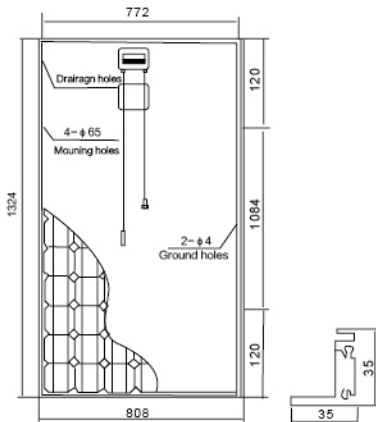
ISO 9001:2008
ISO 14001:2004
OHSAS 18001:2007



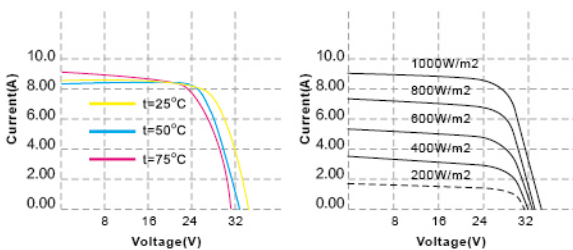
IEC 61215:2005
EN 61730-1:2007
EN 61730-2:2007



Dimensions



I-V Curves



Cell	Monocrystalline 156mmx156mm
No. of cells	60 in series (6x10)
Weight	18.8kg
Dimensions	1640x992x40(mm)
Produced in accordance with	TUV/IEC 61215/EN 61730

Electrical Data

(STC: Irradiance 1000w/m², module temperate 25OC, AM=1.5)

	250Wp	255Wp	260Wp	265Wp	270Wp
Power	250Wp	255Wp	260Wp	265Wp	270Wp
Open circuit voltage	36V	36V	36V	36V	36V
Maximum power voltage	30V	30V	30V	30V	30V
Short circuit current	9.16A	9.35A	9.53A	9.71A	9.9A
Maximum power current	8.33A	8.5A	8.66A	8.83A	9A
Module Conversion Efficiency	15.36%	15.67%	15.99%	16.29%	16.59%
Maximum system voltage	1000V				
Operating temperature	-40OC to +90OC				
NOCT	45OC ± 2OC				
Temperature coefficient of Isc	+0.05%/OC				
Temperature coefficient of Voc	-0.34%/OC				
Temperature coefficient of Pm	-0.5%/OC				

Specifications included in this datasheet are subject to change without prior notice.